

## Peru (Ica) MAGDAS Installation Report

Space Environment Research Center (SERC), Kyushu University has sent a team to Peru from July 10 to July 16 2011 to install a new MAGDAS station at Ica, which located 300 km from Lima. The installation works at Ica University were done by Peru team; Mohamad Huzaimy Jusoh, a Phd student from Malaysia and Hasegawa Junichi, a MSc student from Japan. The works were directly supervised by the PI of the MAGDAS Project, Prof. K. Yumoto. Here, MAG-II was installed. During the installation, the team receives a considerable help from local persons which are: Dr Jose Ishitsuka and Mr. Edwin Choque from Instituto Geofisico del Peru (Institute of Geophysics, Peru) and also from Ica University's lecturer, Mr. Loayza. The MAGDAS equipment at Ica station is currently sending its real time data to SERC's server and can be viewed at <http://magdas2.serc.kyushu-u.ac.jp/realtime/index.html> . The photos during the installation progress were attached.

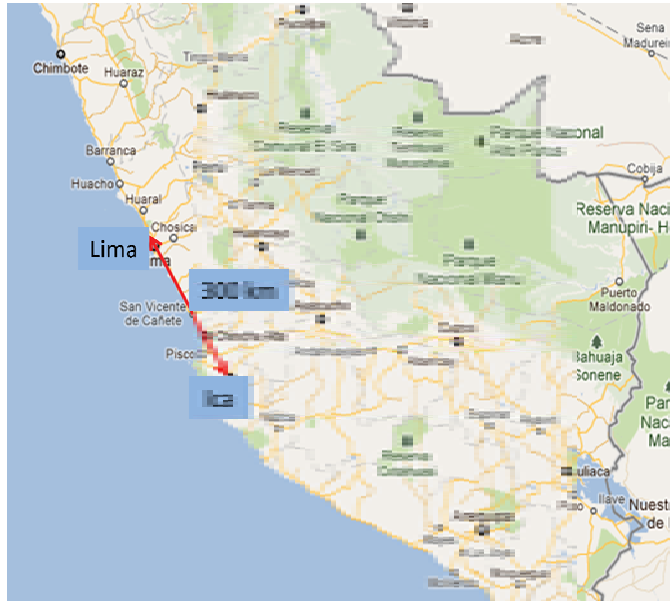



Figure 1: Location of Ica station



Figure 2: Location of MAGDAS sensor hut at Ica University



Figure 3: Sensor hut casing



This pdf circulated in  
Volume 3, Number 75,  
on 2 August 2011.



Figure 4: Preparation of sensor hut casing




Figure 6: Installation progress and details



Figure 5: Works progress on sensor hut and cable trench



Figure 7: Cable laying process





First row – 30 bottles of 500 ml water

Tighten the water bottles with cable tie to avoid the bottles will fell down and disturb the sensor position setting.



Second row – 24 bottles of 500 ml water



Final view inside of sensor casing

Figure 8: Preparation of water bottles inside sensor casing to minimize temperature drift effects and function as a coolant



This air ventilation system was designed to allow air flow for cooling system and to avoid dust to enter sensor casing.

Figure 9: Air ventilation design for sensor hut

## Final works on sensor hut



Figure 10: Final works progress



Figure 11: Final works on sensor hut

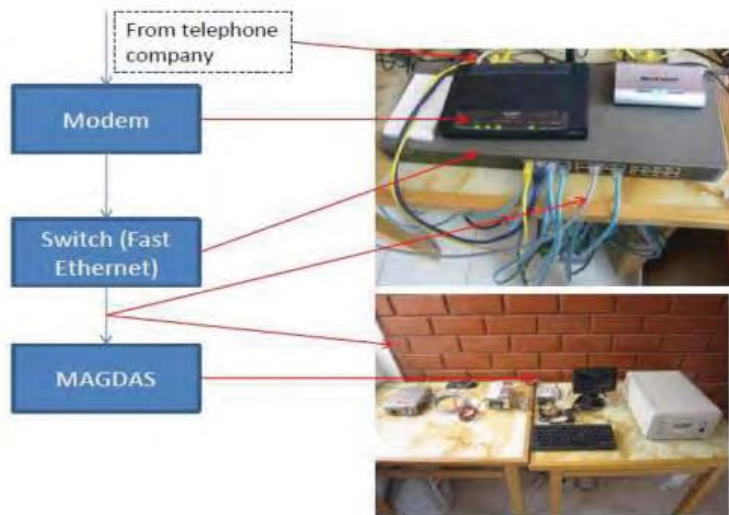


Figure 12: Internet layout for MAGDAS at Ica station



Inside photo (from left):  
Mr Edwin (IGP), Hasegawa san (SERC),  
Teacher Loayzea (Lecturer of Ica  
University) and Dr Ishitsuka (IGP)



Figure 13: Certification for local host and Peru Team members